



# SCHÉMA

## THE VERSATILE STEEL SHAFT

DEFINE EXPERIENTIAL DESIGN FOR HIGHLY AWAITED TRANSITS

OUR EXTENSIVE RANGE OF MATERIALS AND COLOURS SEES CREATIVE AND FUNCTIONAL APPLICATION TO ELEVATOR SHAFTS, WITH THE INTENTION OF DESIGNING A HOLISTIC EXPERIENCE FOR THE PASSENGERS' TRANSPORTATION, CATERED THOUGHTFULLY TO EVERY NEED.




MODEL	SCH45	SCH63	SCH100
RATED LOAD (KG)	450	630	1000
MAX HEIGHT (M)	25	25	25
MAX STOPS	8	8	8
RATED SPEED (M/S)	UP TO 1		
COMPLIES WITH	EN 1090		
CLADDINGS	GLASS, FRAMED, PINNED OR WITH SPIDER FITTINGS STEEL, EPOXY/LIQUID PAINTED PANELS ALUMINUM, HONEYCOMB PANELS STAINLESS STEEL PANELS		
USAGE	INDOOR, OUTDOOR		
CALCULATION	EUROCODE 8		
EUROPEAN LIFTS REGULATIONS EN 81-20:2020 AND EN 81-50:2020			

SUPPORTED DOCUMENTATION


CALCULATION REPORT, DRAWINGS, MAINTENANCE PLAN, CE CERTIFICATION EN 1090, GLASS CERTIFICATE

# SCHÉMA CLADDINGS


- W1 HONEYCOMBS
- W3 GLASS
- W4 STAINLESS STEEL
- W5 POWDER COATING STEEL SHEETS
- W6 LIQUID PAINT STEEL SHEETS



W3.10  
01 CLEAR



W3.12  
03 GREY TINTED




W3.13  
04 BRONZE TINTED



W3.19  
10 MIRASTAR



W3.20  
11 BLACK FUME



W3.22  
13 FLUTED SATIN CLEAR



W3.1  
9005 BLACK



W3.2  
5002 ULTRAMARINE BLUE



W3.3  
7042 TRAFFIC GRAY



W3.4  
6029 MINT GREEN



W3.5  
4008 SIGNAL VIOLET



W3.6  
9003 SIGNAL WHITE




W3.7  
1018 ZINC YELLOW



W3.8  
2004 PURE ORANGE



W3.9  
3020 TRAFFIC RED



W4.1  
SATIN/HL/SB/N4




W4.2  
SUPER MIRROR N8




W4.36  
BLACK SATIN /HL/SB/N4




W4.37  
BLACK SUPER MIRROR N8




W5.1  
501 BLACK



W5.2  
501 SILVER



W5.3  
501 GOLD



W5.4  
501 BRONZE



W5.5  
7032 PEBBLE GREY




W5.6  
7035 LIGHT GREY




W5.7  
7042 TRAFFIC GREY




W5.8  
9016 TRAFFIC WHITE




W6.1  
450-M SPICY RED




W6.2  
590-M ROYAL BLUE




W6.3  
630-M NAVY BLUE



W6.4  
810-M GRIGIO



W6.5  
790-GRAFITE



W6.6  
840-M ASH GREY



W1.4  
1005 SILVER BLAST

ALL RAL  
SHADES  
AVAILABLE  
ONLINE

